





Appendix 2: Council Plan Targets and Supporting KPI's for Our Environment ‘by protecting the quality of life for residents and businesses, meeting environmental challenges, and enhancing biodiversity’

Status Key

Target Status	Usage
 On Track	The target is progressing well against the intended outcomes and intended date.
 Not on Track	To reflect any indicator that does not meet the expected outturn for the reporting period (quarterly).
 Extended	The date for completion of this target has been formally extended by a Director and/or Members.
 Withdrawn	

Key Council Target	Status	Progress	Target Date
ENV.01 - Update the Carbon Reduction plan to deliver Net Zero 2050	On track	<p>Climate Change Projects</p> <ul style="list-style-type: none"> • Minewater Heat Demonstrator Project & Minewater Heat Network Feasibility Study Ongoing • Local Area Energy Plan – Ongoing • Retrofit Skills Project – Completed – Further Retrofit Skills work continuing with Partners • Carbon Disclosure Project – Submitted and awaiting feedback • Bolsover District Council Carbon Emissions Data Collection - Draft Figures for 2023/2024 shared with Cabinet Members - Awaiting final figures from Dragonfly (Water) Working with Climate Officers across the Derbyshire top set a framework of reporting. • Energy and Carbon Emission reduction Advice- Home Energy Pages on Website Updated. Awaiting Embargo for Warm Homes Grants to be lifted to publish on website 	Fri-31-Mar-28

		<ul style="list-style-type: none"> • Climate Change and Communities Scrutiny Committee- Continuing to support objectives set by CCSC – New Cabinet Member Briefing (First Meeting 4 April 2025) • Green Skills Hub Portland Drive EMIZ funding £250000 award to develop centre- Working through delivery of project with RLB and Dragonfly • Local Authority Retrofit Accelerator Project - Ongoing set to run Spring - Summer 2025 - Climate Office leading on behalf of Derbyshire authorities in delivering this project. • Green Generation Project Working with BCSV to support Green Generation Project and expand remit into SPF funded project with Chesterfield College • Climate Change Function to be Audited Q1 - 2025 	
ENV.02 - Increase the combined recycling and composting rate to meet government's 65% target by 2035.	On track	<p>1. Review domestic household customer recycling service requirements to meet government's 'Simpler Recycling' collection core-material set by 31st March 2026. Q3 Update (9.1.25) the Council's kerbside (burgundy bin) recycling collection service meets the Simpler Recycling core material set requirements. This action is now complete</p> <p>2. Review commercial waste customer recycling service requirements to meet governments 'Simpler Recycling' collection core-material set by 31st March 2025. Q4 Update (25.3.25) the Council's commercial waste collection rates have been reviewed to meet Simpler Recycling collections and inform of charges throughout the 2025\26 period. This action is now complete. .</p> <p>3. Procure replacement kerbside recycling (burgundy bin) collection vehicles to meet government's 'Simpler Recycling' requirements. 31.1.24. Q3 Update (9.1.25) Vehicles delivered early December 2024 and now deployed within service delivery operations. This action is now complete.</p>	Sat-31-Mar-35

		<p>4. Extend commercial waste customer recycling service to meet all relevant customer's 'Simpler Recycling' collection requirements by 31st March 2025. 31.3.25. Q4 Update (25.3.25) the Council's commercial waste collection rates have been reviewed to meet Simpler Recycling collections and inform of charges throughout the 2025\26 period. This action is now complete.</p> <p>5. Review recycling service customer educational information sources and platforms to increase recycling awareness and participation on an ongoing basis throughout period of the Service Plan period. Q4 Update (25.3.25) Recycling promotion messages are now being communicated to a wider audience using Facebook.</p> <p>6. Review domestic household customer recycling service delivery costs arising from notification of EPR (Extended Producer Responsibility) payments coming into effect from 1st April 2026. Q4 Update (25.3.25) Cost of recycling collections are now predominantly met by EPR payments received from the Government's Simpler Recycling Scheme Administrator. Future payments may vary to reflect changes in the Council's recyclable waste stream volumes; in particular, arising from DRS (Deposit & Return Scheme) removing items such as drinks containers from kerbside collections; at which point, the Council may have need to review its collection systems. Therefore, this action is complete in the interim period of the Council's kerbside recycling collection scheme (burgundy bin service) being reviewed following introduction of DRS at October 2027. Baseline: 2023/24 outturn for combined recycling and composting rate is 38.7%</p>	
--	--	--	--

ENV.03 - Implement Government Waste Consistency requirements for commercial waste by ending March 2025	Withdrawn	Actions for ENV.03 are reported under ENV.02 due to duplication arising from both targets.	Mon-31-Mar-25
ENV.04 - Introduce separate weekly collection of food waste by ending March 2026.	On track	<p>1. Report to Council seeking approval to establish capital budget to meet procurement of food waste collection vehicles and kerbside caddy containers for all District households. Council approval granted 22nd May 2024. Q1 Update (June24) capital funding secured. This action is now complete.</p> <p>2. Undertake procurement (subject to Council approval) of food waste collection vehicles and kerbside caddy contains, seeking delivery by November 2025. Q4 Update (25.3.25) Chassis manufactured with anticipated delivery to body builder April 2025 and final build and vehicle delivery to the Council November 2025.</p> <p>3. Review commercial waste customer collection arrangement to undertake separate collection of food waste from businesses from 1st April 2025; in particular, businesses which are not Micro-Enterprises, which by definition of the Financial Conduct Authority (FSA) (i) employ fewer than 10 persons and (b) have a turnover or annual balance sheet not exceeding €2 million (£1.71million).</p> <p>Q4 Update (25.3.25) the Council's commercial waste collection rates have been reviewed and now include rates for food waste collection from 1.4.25.</p> <p>4. Serve notice on North East Derbyshire District Council in the cessation of their use of Bolsover District Council's Riverside Depot for the parking and operation of their Southern waste collection and street cleansing vehicles by not later than November 2025, to ensure capacity is available to meet</p>	Mon-31-Mar-25




		<p>Bolsover's increased vehicle (food waste) fleet requirements. Q4 Update (25.3.25) Notice issued to NEDDC 21st August 2024 to exit Riverside Depot by November 2025.</p> <p>5. Submit a major change to the Traffic Commissioner's Office to increase the number of large goods vehicles contained in Bolsover District Council's fleet operator license, in anticipation of 7 new food waste collection vehicles. Application to Traffic Commissioner to be submitted by ending 31st March 2025. Q4 Update (25.3.25) preparations being made to submit application to TCO and post statutory advert in local newspaper by 30.6.25 in anticipation of vehicle delivery (November 2025) and operational service commencement (1.4.26).</p> <p>6. Commence separate collection of food waste from businesses which are not Micro-Enterprises. Update as per item 3 update arising from duplication of both target actions.</p> <p>7. Prepare a communication plan to promote introduction of separate weekly food waste collection to all District households from 1st April 2026. Q4 Update (23.5.25) The Council has received Defra New Burdens Revenue funding to support delivery of food waste bins and project management arrangements.</p> <p>8. Report to Council seeking approval to establish revenue budget to meet the ongoing operational cost of undertaking separate weekly food waste collections from 1st April 2026 to all District households. To be undertaken following Government informing the Council of its new burdens revenue funding award. Q4 Update (25.3.25) The Council has received Defra New Burdens Revenue funding to support delivery of food waste bins</p>	
--	--	---	--





		<p>and project management arrangements. However, New Burdens Revenue funding support the future ongoing delivery of weekly food waste collections is now anticipated mid-point 2025.</p> <p>9. Delivery of kerbside caddies to all District households between November 2025 and March 2026, utilising in-house waste services staff during winter suspension of green bin collections in anticipation of commencing separate weekly food waste collections from 1st April 2026. Anticipated delivery January, February and March 2026. Q3 Update (9.1.25) Delivery of food waste caddy\bins to be undertaken early 2026 in anticipation of a 1st April 20226 service commencement date. Q4 Update (23.5.25) as per Q3 update.</p> <p>10. Commence separate weekly collection of from all District households. Update - Commencement will be arising from delivery of actions 1 to 9.</p>	
ENV.05 - Carry out 155 targeted proactive littering dog fouling patrols per year	Not On Track	<p>April (Q4) A total of 71 proactive patrols were carried out in 2024/25. The Enforcement team have suffered from staffing issues this year due to a team member resigning and another on unexpected long term sickness leave. Whilst one vacant post has been recruited to in January 2025 another team member has since moved to a different team and this post remains vacant. The team focussed on dealing with reactive service requests from the public and continue to prioritise investigating incidents where offences have been witnessed and evidenced.</p>	Fri-31-Mar-28
ENV.06 - Reduce fly-tipping incidents per 1,000 people in Bolsover District over the plan period	Extended	<p>April (Q4) Summary of achievements against targeted outcomes throughout the year: Coordinate a communications campaign with BDC Comms centred on fly tipping - Several press releases relating to flytipping enforcement outcomes have been published. Since</p>	Fri-31-Mar-28

		<p>March 2025 we have been able to utilise the new Council Facebook page. Several posts highlighting enforcement outcomes related to fly tipping have been published and a spot on Bolsover TV focussed on rogue waste collectors.</p> <p>Ensure all available camera kits are deployed at fly tipping hotspots at all times – The team have purchased 12 additional portable trail cameras in March 2025 to enhance the monitoring of laybys and hotspots around the district. Install permanent metal signage at 15 fly tipping hotspots – Environmental Health service have issued requests for permanent signage at several hotspots sent to Streetscene - awaiting confirmation of whether these have been installed.</p> <p>Coordinate a monthly meeting between Env Health, BDC Streetscene and BDC Enforcement team - Environmental Health Service have been liaising with BDC Enforcement Team to get this up and running, and offered to coordinate. Awaiting a response.</p> <p>Q3 outturn data = 3.8 incidents per 1,000 population. Q4's is still awaited as at 24/4 – the Env Health team are still awaiting some info from DEFRA, before they're able to provide Q4's figures.</p>	
ENV.07 - Achieve minimum quality standards of 60% for green spaces	On track	<p>Additional contributions are being sought for biodiversity enhancements (biodiversity net gain / BNG) from new developments, either as enhancements (minimum 10%) provided by the developer within or close to the development or as financial contributions. This is being managed by Planning, although Leisure Services may have suitable sites for biodiversity enhancements. There is also the potential for income generation through the sale of BNG units to developers. Colleagues in planning are currently working through an audit of</p>	Fri-31-Mar-28

		all of the green spaces across the district. A recently audit of play areas carried out in 2024 shows that of 74 play areas across the district 51 (69%) exceed the minimum quality standard, with an average score of 69%.	
ENV.08 - Annually monitor the condition of Local Wildlife Sites	On track	Q4: DWT report received during March 2025. This outlined that 13 existing Local Wildlife Sites were surveyed and as a consequence one has been found to not justify designation and one to require a boundary change. It also outlined that of the 69 potential Local Wildlife Sites, 7 have been surveyed and that 5 of these have high potential for designation. Action on this area ongoing.	Sun-31-Jan-21
ENV.09 - Support developers and local organisations to deliver Biodiversity Net Gain across our urban and rural environments, realising future opportunities that support and deliver our Local Nature Recovery action plan.	On track	Q3 24/25 - Work continues to secure BNG delivery through the decision making process, with metrics now becoming available to build a district wide picture of the volume of permissions in place, and the scope of exemptions which have been applied. Q2 24/25 - Through learning and experience to date, obligations will only be entered into on sites relying on third party or unrelated land to deliver habitat creation to achieve mandatory 10% biodiversity net gain. The deemed BNG plan condition will capture mandatory BNG delivery on site and the purchase of credits through a registered provider. The use of Uniform to highlight when the BNG plan condition applies will allow the District Council to monitor the scale and nature of development that must comply with mandatory BNG requirements. In discharging the deemed BNG plan condition the scale of demand for receptor sites or habitat banks will be identified.	Fri-31-Mar-28

Supporting Key Performance Indicators

Target Status		Usage
	Positive outturn	The outturn is above target or positive (for some targets a positive outturn requires the result to be below the target set).
	Within target	The outturn is within 10% of the target set. Indicator owner and lead officers
	Negative outturn	The outturn is below target or negative (for some targets exceeding the target results in a negative outturn).

Environmental Health	Q1 24/25 Outturn	Q2 24/25 Outturn	Q3 24/25 Outturn	Q4 24/25 Outturn	Q4 24/25 Target	Status / Commentary
EH 01 Percentage of EH service requests resolved within the reporting period that were resolved within set target time	88	87	90	91	90	 On / Above Target
EH 02 Percentage of planned food premises inspections carried out against programme (High Risk Cat A, B, C's)	100	97	100	100	100	 On / Above Target
EH 03 Percentage of planned LA-PPC inspections carried out against programme	50	0	100	100	100	 Q4: All 10 inspections due in the quarter were carried out. In addition, all previous outstanding inspections have been carried out. A total of 19 inspections were due and all carried out by the end of the year. Previous quarterly data updated retrospectively.
EH 04 Percentage of planned Animal Licensing inspections carried out against programme	100	100	100	100	100	 Annual – total of 10 inspections were carried out – all prior to their target dates

EH 05 Number of targeted proactive littering/dog fouling patrols carried out	37	15	17	2	38		71 proactive patrols were carried out in 2024/25. The Enforcement team have suffered from staffing issues this year due to a team member resigning and another on unexpected long term sickness leave. Whilst one vacant post has been recruited to in January 2025 another team member has since moved to a different team and this post remains vacant. The team focussed on dealing with reactive service requests from the public and continue to prioritise investigating incidents where offences have been witnessed and evidenced.
EH 06 Number of proactive community patrols or events focussing on litter, waste and dog fouling	5	1	0	9	15 (Annual Target)		Q4: The service managed to carry out additional proactive patrols during the last quarter, thereby meeting the overall annual target of 15.
Streetscene							
SS 01 Remove 95% of hazardous Fly Tipping within 24 hours of being reported	100	100	80	100	95		Q4 (2024\25) 2 incidents of hazardous fly tips experienced within this period which were cleared within the 24hour (1 day) target.
SS 02 Remove 95% of non-hazardous Fly Tipping within 5 working days of being reported	97	95	94	94	95		Q4 (2024\25) 423 incidents of non-hazardous fly tips experienced within this period of which 94% were cleared within the 5 day target.
SS 03 Undertake Local Environmental Quality Surveys Detritus	12	7	9	5	12		Below Target / Positive.
SS 04 Undertake Local Environmental Quality Surveys Weeds (Quarterly)	7	5	6	9	14		Below Target / Positive